

# History Along NEBRASKA'S BYWAYS

## Cattle Brands

### Activity Summary

Your students will be exposed to the history of the ranching industry. They will learn to read basic branding symbols and have an opportunity to design their own brands.

### Discussion Topics














- How ranching impacted Nebraska
- The importance of branding in the industry
- The fact that a brand typically comes from the ranch name
- How cattle are branded
- What the branding symbols mean

### List of Supplies

- Paper
- Markers

### Activity Directions

1. Name your ranch. Consider things like your initials, the symbols you like, and whether you want words like LAZY, FLYING, or ROCKING in the name.
2. Draw a brand that represents your ranch name on a piece of paper.
3. Ask others to guess what the name of your ranch is.

 LAZY the symbol is turned on its side	 SWINGING the symbol is under a quarter-circle	 BAR a short horizontal line
 CRAZY the symbol is backwards	 CIRCLE a large O	 CONNECTED two symbols are touching
 TUMBLING the symbol is slanted	 BOX a square or rectangle	 COMBINED two symbols are connected by a common line
 FLYING the symbol has "wings"	 RAIL a long horizontal line	 HANGING two symbols are touching, but arranged vertically
 ROCKING the symbol is on a quarter-circle		