

# History Along NEBRASKA'S BYWAYS

## Cattle Brands

### Activity Summary

Your students will be exposed to the history of the ranching industry. They will learn to read basic branding symbols and have an opportunity to design their own brands.

### Discussion Topics














- How ranching impacted Nebraska
- The importance of branding in the industry
- The fact that a brand typically comes from the ranch name
- How cattle are branded
- What the branding symbols mean

### List of Supplies

- Paper
- Markers

### Activity Directions

1. Name your ranch. Consider things like your initials, the symbols you like, and whether you want words like LAZY, FLYING, or ROCKING in the name.
2. Draw a brand that represents your ranch name on a piece of paper.
3. Ask others to guess what the name of your ranch is.

 <b>LAZY</b> the symbol is turned on its side	 <b>SWINGING</b> the symbol is under a quarter-circle	 <b>BAR</b> a short horizontal line
 <b>CRAZY</b> the symbol is backwards	 <b>CIRCLE</b> a large O	 <b>CONNECTED</b> two symbols are touching
 <b>TUMBLING</b> the symbol is slanted	 <b>BOX</b> a square or rectangle	 <b>COMBINED</b> two symbols are connected by a common line
 <b>FLYING</b> the symbol has "wings"	 <b>RAIL</b> a long horizontal line	 <b>HANGING</b> two symbols are touching, but arranged vertically
 <b>ROCKING</b> the symbol is on a quarter-circle		